



THERAPY EQUIPMENT RAIL 2000 SYSTEM

MONITOR
SHELVES & DRAWERS

RAIL MOUNTED MONITOR SHELVES & DRAWERS

A high quality range of monitor shelves and drawers. The sturdy design of the monitor shelf incorporates a side bracket and wall support which disperses the downward load on the shelf.

The part numbers include all components.

The shelves are manufactured in marine plywood with a laminate face.

The edge is hardwood and a metal lip is inset into the shelf to avoid equipment slipping off.

The standard size is 540mm x 400mm.

The drawers are powder coated metal and operate on plastic runners.

A safety catch is incorporated to avoid the drawer being pulled out accidentally.

The drawers are fitted to the shelves through strong inserts in the marine ply shelves.

Drawers are available in two depth sizes (5" and 3") and can be fitted together in any combination.



ORDERING INSTRUCTIONS


PART NO. 2507	COMPLETE STANDARD (540mm x 400mm) MONITOR SHELF
PART NO. 2508	COMPLETE LARGE (740mm x 400mm) MONITOR SHELF
PART NO. 2510	SMALL DRAWER ONLY
PART NO. 2511	LARGE DRAWER ONLY
PART NO. 2533	STANDARD MONITOR SHELF AND SMALL DRAWER
PART NO. 2534	STANDARD MONITOR SHELF AND LARGE DRAWER
PART NO. 2530	STANDARD MONITOR SHELF WITH 2 SMALL DRAWERS
PART NO. 2531	STANDARD MONITOR SHELF WITH 2 LARGE DRAWERS
PART NO. 2532	STANDARD MONITOR SHELF 1 SMALL AND 1 LARGE DRAWER

THERAPY EQUIPMENT LTD

UNIT 1, CRANBOURNE AVENUE
CRANBOURNE INDUSTRIAL ESTATE
POTTERS BAR, HERTS. EN6 3JN

TEL: 01707 652270 FAX: 01707 652622

E-mail: sales@therapyequipment.co.uk
Website: www.therapyequipment.co.uk



FM 37970



THERAPY EQUIPMENT RAIL 2000 SYSTEM

SUCTION &
FLOWMETERS

RAIL MOUNTED SUCTION AND FLOWMETERS

SUCTION

The Therapy Equipment Range of high quality suction equipment is available in a rail mounted version.



ORDERING INSTRUCTIONS

RAIL MOUNTED CONTROLLER ONLY
RAIL MOUNTED HIGH SUCTION ASSEMBLY INC. JAR AND RAIL MOUNTED 'V' SOCKET
RAIL MOUNTING ASSEMBLY

	HIGH	LOW	THORACIC
RAIL MOUNTED CONTROLLER ONLY	4705	4725	4745
RAIL MOUNTED HIGH SUCTION ASSEMBLY INC. JAR AND RAIL MOUNTED 'V' SOCKET	4707	4727	4747
RAIL MOUNTING ASSEMBLY	6612	---	---

FLOWMETERS

A comprehensive range of Flowmeters including Twin and Low Flow types are available as rail mounted.




ORDERING INSTRUCTIONS

RAIL MOUNTED	SINGLE	TWIN
0-15 LPM - O2	6620	6625
0-15 LPM - AIR	6621	6626
0-250cc - O2	6598	
0-500cc - O2	6630	
0-2.5 LPM - O2	6631	
0-5.0 LPM - O2	6632	

THERAPY EQUIPMENT LTD

UNIT 1, CRANBOURNE AVENUE
CRANBOURNE INDUSTRIAL ESTATE
POTTERS BAR, HERTS. EN6 3JN
TEL: 01707 652270 FAX: 01707 652622
E-mail: sales@therapyequipment.co.uk
Website: www.therapyequipment.co.uk



0086

FM 37970



THERAPY EQUIPMENT RAIL 2000 SYSTEM



CLAMPS

The standard clamp profile can be used on all types of popular rail systems. The clamps are fitted with a Blue Thumb Screw for easy and trouble free fitting. Clamps can be manufactured to your own requirements using our Standard Profile Section.

VARIOUS SIZES

A comprehensive range of sizes and screw fittings are kept in stock.



ORDERING INSTRUCTIONS

Part No. 2011	17mm (Countersunk holes)
Part No. 2001	17mm
Part No. 2009	38mm (Countersunk holes)
Part No. 2050	44mm (Vertical holes)
Part No. 2002	44mm (Horizontal holes)

SPECIAL APPLICATION CLAMPS

A range of clamps for special applications are available.




ORDERING INSTRUCTIONS

Part No. 2003	44mm (Clamp with "V" socket)
Part No. 2005	44mm (Clamp with 9.5mm peghole)
Part No. 2004	38mm (Clamp with G.P hook)

THERAPY EQUIPMENT LTD

UNIT 1, CRANBOURNE AVENUE
CRANBOURNE INDUSTRIAL ESTATE
POTTERS BAR, HERTS. EN6 3JN
TEL: 01707 652270 FAX: 01707 652622

E-mail: sales@therapiequipment.co.uk
Website: www.therapiequipment.co.uk



0086



FM 37970



THERAPY EQUIPMENT RAIL 2000 SYSTEM

RAIL MOUNTED
EQUIPMENT

RAIL MOUNTED EQUIPMENT

ADJUSTABLE CHART HOLDER

A fully adjustable chart holder with holding clips and a retaining bar on the bottom.

The chart holder is vertical when not used, and can be pulled into a working position and locked into place. The height of the chart holder is also fully adjustable.



ORDERING INSTRUCTIONS

PART No. 2923 ADJUSTABLE CHART HOLDER



EXAMINATION LAMPS

The Angle Poise Lamp has a 60W output and is fully adjustable.

ORDERING INSTRUCTIONS

PART No. 2505 RAIL MOUNTED EXAMINATION LAMP



DRIP STAND

A double drip stand is available with a special clamp locking system. To be used with a Single Rail System.

ORDERING INSTRUCTIONS

PART No. 2516 2 HOOK RAIL MOUNTED DRIP STAND



THERAPY EQUIPMENT LTD

UNIT 1, CRANBOURNE AVENUE
CRANBOURNE INDUSTRIAL ESTATE
POTTERS BAR, HERTS. EN6 3JN
TEL: 01707 652270 FAX: 01707 652622
E-mail: sales@therapiequipment.co.uk
Website: www.therapiequipment.co.uk



0086



FM 37970



THERAPY EQUIPMENT RAIL 2000 SYSTEM

RAIL MOUNTED
EQUIPMENT

RAIL MOUNTED EQUIPMENT

RAIL MOUNTED SPHYGMOMANOMETER

The Rail Mounted Sphygmomanometer range is available in both Aneroid and Mercurial, with a rail mounted Cuff Holder.



ORDERING INSTRUCTIONS

- PART NO. 2503 RAIL MOUNTED MERCURIAL SPHYG AND CUFF HOLDER
- PART NO. 2522 RAIL MOUNTED ANEROID SPHYG AND CUFF HOLDER
- PART NO. 2501 RAIL MOUNTED MERCURIAL SPHYG
- PART NO. 2521 RAIL MOUNTED ANEROID SPHYG
- PART NO. 2502 RAIL MOUNTED CUFF HOLDER

BOWLS - A 6" Dia. Rail Mounted Stainless Steel Bowl with metal support.




ORDERING INSTRUCTIONS

PART No. 2518 RAIL MOUNTED BOWL

CATHETER HOLDER - White plastic coated metal for easy cleaning. The Catheter Holder will take a box of catheters.

ORDERING INSTRUCTIONS

PART No. 2519
RAIL MOUNTED
CATHETER HOLDER



NOTES HOLDER - A sturdy Notes Holder, manufactured in powder coated metal.

ORDERING INSTRUCTIONS

PART No. 2514
RAIL MOUNTED
NOTES HOLDER




THERAPY EQUIPMENT LTD

UNIT 1, CRANBOURNE AVENUE
CRANBOURNE INDUSTRIAL ESTATE
POTTERS BAR, HERTS. EN6 3JN

TEL: 01707 652270 FAX: 01707 652622

E-mail: sales@therapyequipment.co.uk

Website: www.therapyequipment.co.uk



0086



FM 37970